

**STUDY LINK**  
**7•6**

# Many Names for Fractions



Write the letters of the pictures that represent each fraction.


1.  $\frac{1}{2}$  C, \_\_\_\_\_

2.  $\frac{3}{4}$  \_\_\_\_\_

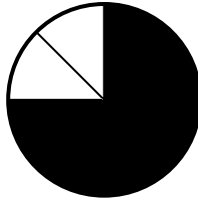
3.  $\frac{4}{5}$  \_\_\_\_\_

4.  $\frac{2}{3}$  \_\_\_\_\_

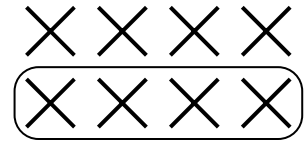
**A**




**B**



**C**




**D**



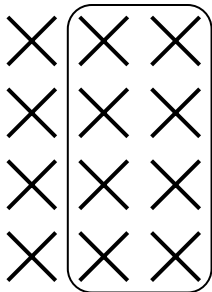
**E**



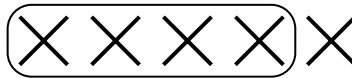
**F**




**G**



**H**



**I**



## Practice

5. \_\_\_\_\_ =  $\frac{1}{6} + \frac{3}{6}$

6.  $\frac{2}{4} + \frac{1}{4} =$  \_\_\_\_\_

7.  $\frac{1}{2} + \frac{2}{6} =$  \_\_\_\_\_

8.  $\frac{5}{6} - \frac{2}{6} =$  \_\_\_\_\_

9.  $\frac{3}{4} - \frac{1}{4} =$  \_\_\_\_\_

10.  $\frac{1}{3} - \frac{1}{6} =$  \_\_\_\_\_